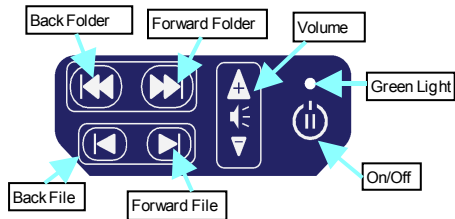








How to use the Saber hand wind player

The Saber player is an MP3/WMA player with amplifier and speaker. The internal battery can be recharged by turning the handle, or by plugging in an external power source such as a solar panel or power pack. The player is operated from the keypad.



Power On/ Off/Pause		<p>To start the player, press and hold until the green light flashes. The player will take 6-20 seconds to power on, then start playing automatically.</p> <p>Press to pause during play. The green light will flash slowly. Press again to resume play.</p> <p>To turn off the player, press and hold until the green light turns off.</p>
Next File		<p>Press to go on to the next file, which may represent an individual message, chapter or song.</p> <p>Press and hold to go fast forward (cue).</p>
Previous File		<p>Press to go back to the previous file, which may represent an individual message, chapter or song.</p> <p>Press and hold to rewind (review).</p>
Next Folder		<p>Press to go on to the next folder, which may represent a whole program, book or album.</p> <p>Press and hold to go to the last folder.</p>
Previous Folder		<p>Press to go back to the previous folder, which may represent a whole program, book or album.</p> <p>Press and hold to go to the first folder.</p>
Volume		<p>Press (+) to make the player louder.</p> <p>Press (-) to make the player softer.</p>
Internal Battery		<p>When the built-in battery is nearly flat, the red light will start flashing.</p> <p>To charge the battery</p> <ul style="list-style-type: none"> • Turn the crank handle in a clockwise direction. • Optionally connect a 7V 500mA AC adapter or solar panel. <p>When the unit is charging, the red light will be on. The unit is fully charged when the red light turns off. Remove the power supply when fully charged.</p>